

SCOUTING AMERICA

CAMPING WITH YOUR PACK

What Every Leader Should Know




Camping Elective Requirements

	Let's Camp	Let's Camp	Let's Camp	Let's Camp	Let's Camp	
Buddy System	1) Learn about the buddy system and how it works in the outdoors.	1) Learn about the buddy system and how it works in the outdoors.	1) Learn about the buddy system and how it works in the outdoors.	1) Review the buddy system and how it works in the outdoors.		
Weather	2) Before going on the overnight campout, discuss what type of weather is expected and what type of clothes you should wear.	2) Before going on the overnight campout, discuss what type of weather is expected and what type of clothes you should wear.			4) Identify a potential weather hazard that could occur in your area. Determine the action you will take if you experience the weather hazard during the campout.	
Cub Scout Six Essentials	3) Pack up your Cub Scout Six Essentials for the campout.	3) Pack up your Cub Scout Six Essentials for the campout.	2) Know the Cub Scout Six Essentials.	2) Pack your Cub Scout Six Essentials for the campout.		
Needed Gear			3) In addition to your Cub Scout Six Essentials, list the personal items you need for your campout.	3) In addition to your Cub Scout Six Essentials, show the personal items you need for your campout.		
Camping Skills		4) learn a camping skill.	4) Learn a camping skill.	4) Help set up your tent. Determine a good spot for the tent. Explain why you picked the spot.	2) Upon arrival at the campground, determine where to set up a tent. 3) Set up a tent without help from an adult.	
Participate in a Campout	4) Attend a council or district Cub Scout overnight camp or attend an overnight campout with your pack.	5) Attend a council or district Cub Scout overnight camp or attend an overnight campout with your pack.	5) Attend a council or district Cub Scout overnight camp or attend an overnight campout with your pack.	5) Attend a council or district Cub Scout overnight camp or attend an overnight in a campout with your pack.	1) With your den, pack, or family, plan and participate in a campout.	



Camping Elective Requirements



Knots					5) Show how to tie a bowline. Explain when this knot should be used and why.		
Fire Building/Safety					6) Know the fire safety rules. Using those rules, locate a safe area to build a campfire. 7) Using tinder, kindling, and fuel wood, properly build a teepee fire lay. If circumstances permit and there is no local restriction on fires, show how to safely light the fire while under adult supervision. After allowing the fire to burn safely, extinguish the flames with minimal impact to the fire site.		
Outdoor Code					8) Recite the Outdoor Code and Leave No Trace Principles for Kids from memory.		
Camping Review					9) After your campout, share the things you did to follow the Outdoor Code and Leave No Trace Principles for Kids with your den or family.		





CAMPING PACK MEETING

Gathering Activity

Opening Ceremony

Activity Stations:

1. Pack or Don't Pack - All

2a. Buddy System - L-B

2b. Knots/Weather/Safety - W-AOL

3. Tent Setup - All

Closing - Scout Vespers

Cubmaster Minute

Closing Ceremony









Pack Campout Guidelines



Cub Scout Overnight Camping

Camping for Packs and Webelos & Arrow of Light Dens is limited to no more than two consecutive nights. All Barriers to Abuse must be followed. For details see the Guide to Safe Scouting.

 LION Kindergarten	 TIGER 1st Grade	 WOLF 2 ND Grade	 BEAR 3 RD Grade	 WEBELOS 4TH Grade	 ARROW OF LIGHT 5 TH Grade
Parents and Legal Guardians of Cub Scouts Are Not Required to Register with Scouting America to Attend Overnight Activities with Their Cub Scout All Other Adults Attending Overnight Activities Must Register with Scouting America					
PARENT OR LEGAL GUARDIAN REQUIRED TO ATTEND			PARENT OR LEGAL GUARDIAN ATTENDS -Option for extenuating circumstances for a registered leader to supervise		
Council Coordinated Cub Scout Camping - Basic Adult Leader Outdoor Orientation (BALOO) Not Required					
Unit Coordinated Camping - Pack Overnight Camping - Basic Adult Leader Outdoor Orientation (BALOO) Required					
<div style="text-align: center;"> <h3>MEDICAL FORMS A/B</h3> <p>(FOR EVERYONE IN ATTENDANCE)</p> <h3>ACTIVITY CONSENT FORMS</h3> <p>(FOR SCOUTS/SIBLINGS)</p> </div>				Den Overnight Camping Basic Adult Leader Outdoor Orientation (BALOO) Registered Leaders may provide supervision if parent or legal guardian is unable to attend	
				Scouts BSA Troop Campout Same as Den Overnight Camping	
				Council Coordinated Scouts BSA Campout Same as Den Overnight Camping	

Updated 1/30/2025

PACKING LIST

A full Cub Scout uniform is required for the overnigher. Sturdy shoes that are suitable for hiking will be useful. The following is a list of equipment that would be useful on the campout. Check off each item in pencil as you lay out your equipment pack.

Cub Scouts should also bring their Book and Cub Scout Essential Six.

Camping Equipment

- Tent or tarp, poles, and stakes
- Waterproof ground cloth or plastic sheet
- Sleeping bag, pillow, air mattress or pad
- Cup, bowl, plate, knife, fork, spoon,

mesh bag

- Clothesline

Clothes

- Cub Scout uniform
- Poncho or raincoat
- Warm jacket or coat
- Pajamas or sweatshirt, sweatpants
- Underwear
- Durable shoes, shoe laces
- Hat or cap
- Gloves
- Extra socks, shoes, other extra clothing

Family Gear

- Lawn chairs
- Cooler or ice chest
- Cot or pad
- Cooking equipment as outlined by

pack coordinator.

Toilet Kit

- Toothpaste, toothbrush, comb
- Washcloth, towel
- Soap in container
- Toilet paper (just n case)
- Extra plastic bag or container

First Aid

- First aid kit
- Water bottle
- Flashlight, bulb, batteries
- Sunscreen
- Insect repellent
- Whistle
- Safety pins

Extras

- Camera
- Binoculars
- Sunglasses
- Notebook and pencil
- Nature books



Pack 174 Spring Campout
Saturday, October 19, 2024 – Sunday, October 20, 2024
Willis Creek Park 2900 CR 348 Granger, TX 76530

AGENDA SAMPLE

Saturday 10/19/2024

9:00 AM – Check in Begins
10:00 AM – Opening Ceremony (Class A Uniform)
10:15 AM – Den Activities
12:00 PM – Pack Lunch (Pizza)
1:00 – 2:00 PM – Pack Activities
2:00 PM – Den Activities
5:00 PM – Den Dinner
7:00 PM – Campfire Program (~1 hour)
8:00 PM – Quiet Hours Begin

Sunday 10/20/2024

7:00 AM – Wake up and Breakfast
8:30 AM – Closing Ceremony/Recap (Class A Uniform)
9:00 AM – Scouts own Service (Webelos)
9:00 AM+ - Conclusion of pack campout / Family Free Time

Saturday Arrival/Check In Check in with the leadership team and final opportunity to turn in medical and consent forms.

Saturday Activities

Pack activities will begin with the opening ceremony at 10:00 AM.

Meals

Lunch on Saturday will be a pack meal eaten together. Pizza Buffet will be provided. Bring your own water bottle.

For Saturday dinner & Sunday breakfast, each den will prepare meals and eat together at a common location. Dens should coordinate who will bring the required food or cooking gear. Each family will be responsible for bringing any snacks or special drinks that they desire.

Den Activities

Each den should plan and prepare for a morning and afternoon den activity. This includes time to work on an adventure, go for a hike, or play games as a den.



ROUND TABLE RESOURCE

Our wonderful Round Table Commissioners created a video that gives more detail about Cub Scout Camping.

