


RELIGIOUS EMBLEMS PROGRAM

www.praypub.org



Family Reverence Adventures

| Page 84 | | Page 96 | | Page 98 | | Page 132 | | | | | |
|--|--|--|--|---|--|---|--|---|--|---|--|
| Lion's Pride | | Tiger Circles | | Footsteps | | Fellowship | | My Family | | Duty to God | |
| You may earn this Adventure by either completing the requirements below or earning the religious emblem of your choosing. | | You may earn this Adventure by either completing the requirements below or earning the religious emblem of your choosing. | | You may earn this Adventure by either completing the requirements below or earning the religious emblem of your choosing. | | You may earn this Adventure by either completing the requirements below or earning the religious emblem of your choosing. | | You may earn this Adventure by either completing the requirements below or earning the religious emblem of your choosing. | | | |
| 1) With your parent or legal guardian, talk about your family's faith traditions. What are the major holidays or celebrations your family participates in on an annual basis? Draw a picture of your favorite family faith tradition, holiday, or celebration. | | 1) With your parent or legal guardian talk about your family's faith traditions. Identify three holidays or celebrations that are part of your favorite family faith tradition, holiday, or celebration. | | 1) With your parent or legal guardian, talk about your family's faith traditions. Make a craft or work of art of your favorite family faith tradition, holiday, or celebration. | | 1) With your parent or legal guardian, talk about your family's faith traditions. Make a craft or work of art of your favorite family faith tradition, holiday, or celebration. | | 1) With your parent or legal guardian, talk about your family's faith traditions. Make a craft or work of art of your favorite family faith tradition, holiday, or celebration. | | 1) Discuss with your parent or legal guardian your family's faith traditions or one of your choosing. Choose a view or value of that faith tradition that is related to the Scout Law. Discuss with your family how each family member demonstrates this value. | |
| 2) With your family, attend a religious service or other gathering that shows your family expresses reverence. | | 2) With your family, attend a religious service or other gathering that shows your family expresses reverence. | | 2) With your family, attend a religious service or other gathering that shows your family expresses reverence. | | 2) With your family, attend a religious service or other gathering that shows your family expresses reverence. | | 2) Carry out an act of kindness. | | 2) Meet with a representative of a faith-based organization in your local community who provides a service that assists people in crisis regardless of their faith. Identify who they help and how. | |
| 3) Make a cheerful card or a drawing for someone you love and give it to them. | | 3) Carry out an act of kindness. | | 3) Carry out an act of kindness. | | 3) Carry out an act of kindness. | | 3) With your parent or legal guardian, identify a religion or faith that is different from your own. Identify two things that it has in common with your family's beliefs. | | 3) Discuss with your parent, legal guardian, or an adult leader what "Duty to God" means to you. Tell how you practice your Duty to God in your daily life. | |
|  | | 4) Listen to or read Aesop's fable "The Boy Who Cried Wolf". With your den or family, discuss why being truthful is important. | | 4) With your parent or legal guardian, identify a religion or faith that is different from your own. Determine two things that it has in common with your family's beliefs. | | 4) Discuss with your parent or legal guardian what it means to be reverent. Tell how you practice being reverent in your daily life. | | | | | |

Religious Emblem Program



Religious Emblem Program

Created by:
Bobby Galeza,
Great Falls Council

| | Content | Comments |
|-----------------------|---|----------|
| Prior to Pack Meeting | Lion, Tiger, Wolf & Bear Dens – Req. 2 With your family, attend a religious service or other gathering that shows how your family expresses reverence. | At home |
| | AOL Den – 1.) Discuss with parents / legal guardians your family's faith traditions or one of your choosing. Choose a view or value of that faith tradition that is related to the Scout Law. Discuss with your family how each family member demonstrates this value. | At home |
| | Cubmaster – Invite a representative of a faith-based organization who assists people in crisis and ask them to speak at your Pack meeting about who they help and how. | |

| Activity Center | Content | Comments |
|---------------------------|--|----------|
| Gathering | Tree of Reverence | |
| Opening | Flag Ceremony, Cubmaster Opening Remarks & Guest Speaker | |
| Station 1 | Crafts | All |
| Station 2 | Game | All |
| Station 3 | Kindness | All |
| Station 4 | Reverence | All |
| Award Presentation | Family Reverence Award Presentation & Speak about Religious Emblem Program | All |
| Closing | Family Reverence Cubmaster Minute, Song & Retire the Colors | |

Family Reverence Gathering Activity

Tree of Reverence - Webelos Req. 4

Will be posted with this episode.

Gathering Activity for the Family Reverence Adventure: "Tree of Reverence"

This gathering activity will set a calm and reflective tone as scouts and their families arrive for the Reverence Adventure awards ceremony. It encourages participants to think about and express what reverence means to them in a creative way.


Activity Name: "Tree of Reverence"

Materials Needed:

- A large poster or foam board with the outline of a tree trunk and branches drawn on it (this will serve as the "Tree of Reverence").
- Pre-cut paper leaves (in various colors) large enough for writing on.
- Markers or pens.
- Tape or glue dots to attach the leaves to the tree.

Instructions:

1. **Set Up the Tree:**
 - Before the ceremony, set up the "Tree of Reverence" on a table or wall near the entrance where scouts and their families will gather.
 - Have a table with pre-cut leaves, markers, and adhesive (tape or glue dots).
2. **Invite Participants to Reflect:**
 - As scouts and their families arrive, greet them and invite them to participate in the activity by thinking about the following prompt:
3. **Prompt:** *"What does reverence mean to you? How do you show respect for others, your faith, or nature?"*
4. **Write on the Leaves:**
 - Ask each person to write their thoughts or a short phrase on one of the paper leaves. They can express what reverence means to them personally, a way they practice reverence, or something they are grateful for related to faith, respect, or nature.
5. **Examples:**
 - "Reverence means being kind to everyone."
 - "I show reverence by taking care of nature."
 - "Respecting my family and friends."
 - "Being thankful for the beauty of the outdoors."
6. **Add the Leaves to the Tree:**
 - After writing their reflections, participants attach their leaves to the "Tree of Reverence" using tape or glue dots.



Flag Ceremony

Watch the quick video here.

<https://www.scouting.org/programs/cub-scouts/den-meeting-resources/>

Preparing for a Den Meeting

Before you conduct a den meeting, complete the online training for Den Leader found at my.scouting.org.

To prepare for a den meeting simply identify a Cub Scout Adventure that you want to complete. Adventures are found in each of the grade-specific handbooks. It is recommended that you focus on the required Adventures first.

If this is your first den meeting for the year with new and returning Cub Scouts, the Bobcat Adventure is designed to be done as your first required Adventure.

Once you have chosen the Adventure to work on for your den meeting review the webpage for that Adventure. You can get to it by scanning the QR code in the Cub Scout handbook or by following the links below.



Parts of a Den Meeting

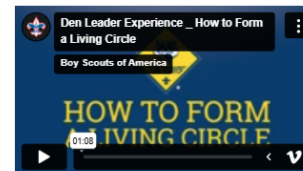
There are three parts to a den meeting. Before the meeting, during the meeting, and after the meeting

Before the Meeting

- 1** Identify which Cub Scout Adventure you want to work on.
- 2** Review the webpage for the Adventure which includes the Safety Moment, the Safety Moment highlights the key items you need to know to conduct the Adventure safely, the requirements for the Adventure, and recommended activities to complete each requirement.
- 3** Identify the activities you will do during your den meeting. Gather the necessary supplies and complete the "Before the Meeting" action items.

During the Meeting

- 1** **Opening** – Conduct an opening ceremony that includes the pledge of allegiance, the Scout Oath, and Scout Law.
- 2** **Activities** – Complete the activities you chose to complete the requirements for the Adventure.
- 3** **Recognition** – If the requirements for an Adventure are completed, recognize each Cub Scout with the Adventure Loop or Pin as instant recognition.
- 4** **Closing** – Conduct a formal closing using the living circle, make any announcements or reminders, and the den leader may close with a reflection that focuses on a value of the Scout Oath or Scout Law.



Speaker

Speaker - Representative of a faith-based organization in your community who provides a service that assists people in crisis regardless of their faith.

- Ask to cover who they help and how they help those in need. (AOL req. 2)

Ideas: Salvation Army, local church leaders, community food bank representative, Red Cross




Station 1 – Crafts

From Den Meeting Resources: <https://www.scouting.org/programs/cub-scouts/adventures/>

| | Lions, Tigers | Wolf - AOL |
|-------------|---|--|
| Requirement | Lion 1.) Draw a picture of your favorite family faith tradition, holiday or celebration. | Wolf, Bear & Webelos 1.) Make a craft or work of art of your favorite family faith tradition, holiday, or celebration. |
| Ideas | <ul style="list-style-type: none">- Lion Book pg. 22- 8 ½ x 11 blank paper- Crayons | Wolf – Mosaic, Sun Catcher Bear – Beary Happy Thanksgiving Treats, Clay Celebration, I Heart String Art Webelos – Multimedia Collage, Woodcrafting Other Ideas: Building gingerbread houses, baking cookies |

Station 1 – Crafts (Ideas)



Jennifer Merryman
Pack 62
OR



Lisa Ryan
Pack 159
Atco, NJ

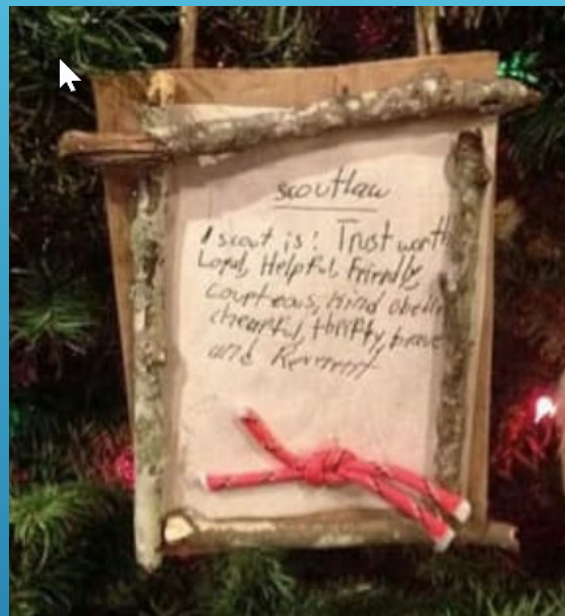


Station 1 – Crafts (Ideas)

Ashley Wineland
Pack 161



Nicole Thompson
Pack 182
Readington, NJ



Nyana Abreu Miller
Pack 314, Palmetto Bay, FL



Station 1 – Crafts (Ideas)

Heather Miller
Pack 45
Van Buren, AK



Station 1 – Craft Ideas



Heather Morris,
Pack 49
Golden State Empire Council
Yolano District

Station 2 – Game Ideas

Candy Cane Relays

1- Cub Scout gets a candy cane and has to race (speed walk) holding in mouth or by hand while balancing item (ping pong ball, styrofoam ball or bow)

*lightweight item that could fall off easily

2- Candy cane used in place of spoon and scouts relay race to carry the item to cup across a distance. 1st team to fill their cup wins.

3- Cub Scouts have candy cane dangling on finger. Goal to be the last Cub Scout with a candy cane.

Heather Morris,
Pack 49
Golden State Empire Council
Yolano District

Station 3 – Kindness

Den Meeting Resource Ideas


Tiger – A note of Kindness, Kindness at Home, Kindness at School

Wolf – Kindness Jar (chores), Sing to the Elderly

Bear – Kindness Jar (nice words), Make a Friend, Thank a Teacher


Webelos – Clean up Dishes, Help Family Member with a Chore, Help a Neighbor







Station 3 – Kindness – Create a Card



Will be posted with this episode.

Station 4 - Reverence

| | Lions, Tigers, Wolves | Bear, Webelos | AOL |
|-------------|--|--|---|
| Requirement | Wolf Req. 4.) Listen to "A Boy Who Cried Wolf". Discuss why being truthful is important. | Bear 4.) & Webelos 3.) Identify a religion or faith that is different from your own. Identify two things that it has in common with your family's beliefs. | 3.) Discuss what "Duty to God" means to you. Tell how you practice your Duty to God in your daily life. |
| Ideas | The story is part of den meeting resources – Wolf-Footsteps. | Use the resource from den meeting resources.  | |

| | Buddhism | Christianity | Hinduism | Islam | Judaism | Sikhism |
|-----------------|---|---|---|---|---|---|
| |  |  |  |  |  |  |
| Golden Rule | I will act toward others exactly as I would to myself. | Treat others as you would like them to treat you. | Do nothing to others, which if done to you, could cause you pain. | None of you truly believe, until you wish for your brothers/sisters as you wish for yourself. | What is harmful to you, do not to unto other people. | As you wish for yourself, so wish for others. |
| Follower | Buddhist | Christian | Hindu | Muslim | Jew | Sikh |
| Holy Building | Temple | Church | Mandir/ Temple | Mosque | Synagogue | Gurdwara |
| Leader | Monk/Nun | Priest/ Minister | Pandit/ Priest | Imam | Rabbi | Granthi |
| Book | Tripitaka | Bible | Vedas | Qur'an | Torah | Adi Granth |
| Major Festivals | Kathina, Losar, Wesak | Easter, Christmas | Diwali | Eid-al-Adha, Eid-al-Fitr | Hanukkah, Rosh Hashanah, Shabbat | Vaisakhi |

Family Reverence Adventure Presentation (Large and Small Packs)

Will be posted with this episode.

Family Reverence Award Presentation

Supply List

- Cubmaster
- Cub Scouts to be recognized
- 6 small LED lights
- 1 Large LED light (the Spirit Candle)
- 1 Small stone per scout as a token

Script/Order of Operations

Cubmaster lights the spirit candle.

Reverence and the Spirit of Scouting

Cubmaster:

"As Scouts, we learn to practice reverence in many ways. We honor our faith, our family, our friends, and our community. We also learn to respect and protect the natural world. Each advancement in rank represents a new chapter, a deeper understanding of what it means to be trustworthy, loyal, helpful, and kind."

Presentation of Ranks

Cubmaster calls each rank in order, inviting Cub Scouts advancing to that rank to step forward.

For each rank, the Cubmaster activates an LED light and recites a reflection on reverence for that level. After awarding the rank badge, the Cubmaster gives each scout a small token as a symbol of nature and respect.

Lion Rank

Family Reverence Song

Located in the Cub Scout song book, page 80.

Need to hear what a song sounds like or need song ideas?

<https://soundcloud.com/user-973700341/sets/cub-scout-song-book>

Song Tune: Scout Vespers

Song Tune: O Christmas Tree

Lyrics:

**Softly falls the light of day,
As our campfire fades away.
Silently, each Scout should ask,
“Have I done my daily task?
Have I kept my honor bright?
Can I guiltless sleep tonight?
Have I done, and have I dared,
Everything to be prepared?”**

Family Reverence Cubmaster Minute

Will be posted with this episode.

Cubmaster Minute

"Cub Scouts, tonight we talked about reverence. Sometimes, when we hear that word, we think about standing quietly or showing respect in a special place. But reverence is more than that. It's a feeling we can carry with us wherever we go.

To be reverent means to appreciate the wonder around us—whether it's a beautiful sunset, the kindness of a friend, or the chance to help someone in need. It's about remembering that there's something bigger than ourselves. When we practice reverence, we become more thoughtful, respectful, and grateful people.

Think about the Scout Law: trustworthy, loyal, helpful, and so on. Each point of the Law helps us live with reverence, treating others and our world with care. As you go forward, take a moment each day to notice ...

Resources to Check Out

Multirank Den Guide:

<https://drive.google.com/drive/folders/1YWnFC89pRIOIXb1Hsym4iG8Bc3EiliK1?usp=sharing>

Cub Scout Den Meeting Resources: <https://www.scouting.org/programs/cub-scouts/adventures/>

Den Meeting Resources: <https://www.scouting.org/programs/cub-scouts/den-meeting-resources/>

Cub Scout Song Book Audio: <https://soundcloud.com/user-973700341/sets/cub-scout-song-book>

Religious Emblem Program: www.praypub.org

Religious Emblem Program Script: <https://www.praypub.org/Data/Sites/1/media/resource-library/promotional-resources/religiousemblemsscript.pdf>

Duty to God Brochure: <https://www.praypub.org/Data/Sites/1/media/resource-library/promotional-resources/duty-to-god-brochure-2022.pdf>

Facebook Groups:

- Cub Scouting Tips and Tricks
- Cub Scout Volunteers
- Cub Scout Leaders Scouting Cubmasters Den Leaders

Gathering Activity for the Family Reverence Adventure: "Tree of Reverence"

This gathering activity will set a calm and reflective tone as scouts and their families arrive for the Reverence Adventure awards ceremony. It encourages participants to think about and express what reverence means to them in a creative way.

Activity Name: "Tree of Reverence"

Materials Needed:

- A large poster or foam board with the outline of a tree trunk and branches drawn on it (this will serve as the "Tree of Reverence").
- Pre-cut paper leaves (in various colors) large enough for writing on.
- Markers or pens.
- Tape or glue dots to attach the leaves to the tree.

Instructions:




1. **Set Up the Tree:**
 - Before the ceremony, set up the "Tree of Reverence" on a table or wall near the entrance where scouts and their families will gather.
 - Have a table with pre-cut leaves, markers, and adhesive (tape or glue dots).
2. **Invite Participants to Reflect:**
 - As scouts and their families arrive, greet them and invite them to participate in the activity by thinking about the following prompt:
3. **Prompt:** *"What does reverence mean to you? How do you show respect for others, your faith, or nature?"*
4. **Write on the Leaves:**
 - Ask each person to write their thoughts or a short phrase on one of the paper leaves. They can express what reverence means to them personally, a way they practice reverence, or something they are grateful for related to faith, respect, or nature.
5. **Examples:**
 - "Reverence means being kind to everyone."
 - "I show reverence by taking care of nature."
 - "Respecting my family and friends."
 - "Being thankful for the beauty of the outdoors."
6. **Add the Leaves to the Tree:**
 - After writing their reflections, participants attach their leaves to the "Tree of Reverence" using tape or glue dots.

- Encourage scouts and their families to read the other leaves on the tree as more are added.
7. **Optional Discussion:**
- Depending on the time and structure of the event, you could have a brief group discussion at the beginning of the ceremony, where the Cubmaster or Den Leader shares some of the reflections from the tree and highlights the diversity of thoughts on reverence.
-

Why This Activity Works:

- **Reflection:** The "Tree of Reverence" provides a peaceful, thoughtful way for participants to reflect on the meaning of reverence and share their ideas.
 - **Creativity and Inclusion:** Every scout and family member gets to contribute, making it a collaborative and inclusive activity.
 - **Visual Representation:** The completed tree will serve as a visual reminder of the importance of reverence, with each leaf representing a different perspective on respect, faith, or nature.
-

At the end of the ceremony, you can leave the "Tree of Reverence" on display as a meaningful piece of art or even take a group photo with the tree as a backdrop!









We Appreciate
Your Service.



We Appreciate
Your Service.





We Appreciate
Your Service.



We Appreciate
Your Service.





Family Reverence Award Presentation

Supply List

- Cubmaster
- Cub Scouts to be recognized
- 6 small LED lights
- 1 Large LED light (the Spirit Candle)
- 1 Small stone per scout as a token

Script/Order of Operations

Cubmaster lights the spirit candle.

Reverence and the Spirit of Scouting

Cubmaster:

"As Scouts, we learn to practice reverence in many ways. We honor our faith, our family, our friends, and our community. We also learn to respect and protect the natural world. Each advancement in rank represents a new chapter, a deeper understanding of what it means to be trustworthy, loyal, helpful, and kind."

Presentation of Ranks

Cubmaster calls each rank in order, inviting Cub Scouts advancing to that rank to step forward.

For each rank, the Cubmaster activates an LED light and recites a reflection on reverence for that level. After awarding the rank badge, the Cubmaster gives each scout a small token as a symbol of nature and respect.

Lion Rank

Cubmaster:

"Tonight, our Lions join us in the spirit of reverence. As they take their first steps in Scouting, they learn the Scout Oath and Law and the values they represent. They learn to respect themselves, others, and their surroundings. Lions, may you always carry this spirit of reverence with you as you grow."

Tiger Rank

Cubmaster:

"Our Tigers learn the importance of teamwork, curiosity, and respect. Tigers, you are beginning to explore the world and discover new skills. May you find wonder in each adventure and respect each friendship. Keep this reverent spirit close as you continue your journey."

Wolf Rank**Cubmaster:**

"As Wolves, our Cub Scouts learn to be more independent, developing skills and strength. They begin to understand how their actions affect others and the world. Wolves, may you continue to respect all life and see the beauty in the natural world around you."

Bear Rank**Cubmaster:**

"Our Bears gain confidence and courage as they progress. They learn to act responsibly and show kindness to others. Bears, may you be inspired by reverence for all living things and strive to make positive choices as you grow."

Webelos Rank**Cubmaster:**

"As Webelos, you take on greater challenges and show leadership. You learn to support your fellow Cub Scouts and respect your community. Webelos, may you continue to grow with a reverent spirit, treating others with kindness and standing strong in your values."

Arrow of Light Rank**Cubmaster:**

"Finally, our Arrow of Light Scouts, who have shown dedication and leadership, and are preparing to cross into the world of Scouts BSA. You embody the spirit of reverence through service, respect, and honor. Arrow of Light Scouts, may you carry this spirit forward, lighting the way for others and continuing to make a difference in the world."

Cubmaster Minute
Family Reverence Adventures

"Cub Scouts, tonight we talked about reverence. When we hear that word, we sometimes think about standing quietly or showing respect in a special place. But reverence is more than that. It's a feeling we can carry with us wherever we go.

To be reverent means to appreciate the wonder around us—whether it's a beautiful sunset, the kindness of a friend, or the chance to help someone in need. It's about remembering that there's something bigger than ourselves. When we practice reverence, we become more thoughtful, respectful, and grateful.

Think about the Scout Law: trustworthy, loyal, helpful, and so on. Each point of the Law helps us live with reverence, treating others and our world with care. As you go forward, take a moment each day to notice something you're grateful for, something that inspires respect and wonder. It could be a simple thing—a tree, a pet, a kind word from someone you love.

Carry that feeling of reverence with you, and let it remind you to act with kindness and respect. And remember, by doing so, you're showing what it truly means to be a Cub Scout.

May the Great Scoutmaster of all Cub Scouts watch over you, until we meet again."