




# KNIFE SAFETY ADVENTURES



**3<sup>rd</sup> Grade – Bear  
Whittling**



**4<sup>th</sup> Grade – Webelos  
Chef's Knife**



**5<sup>th</sup> Grade – AOL  
Knife Safety**


**To use a knife a Cub Scout must complete the Adventure for their rank even if they completed a knife safety Adventure previously**



# KNIFE SAFETY ADVENTURES



SUPERVISION  
ASSESSMENT  
FITNESS AND SKILLS  
EQUIPMENT AND ENVIRONMENT





# KNIFE SAFETY ADVENTURES

## Cub Scout Knife Safety Rules

**Stop** – make sure no one else is within arm's reach

**Away** – always cut away from your finger or other body parts


**Sharp** – a sharp, clean knife is a safe knife

**Store** – knives closed, in a sheath or knife block



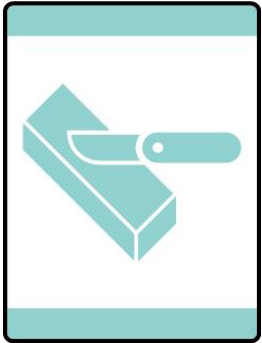
# KNIFE SAFETY ADVENTURES

## Opening and Closing a Pocket Knife





# KNIFE SAFETY ADVENTURES



## **3<sup>rd</sup> Grade – Bear Whittling**

Pocket Knife Safety  
Basic whittling skills



## **4<sup>th</sup> Grade – Webelos Chef's Knife**

Kitchen Knife Safety  
Basic kitchen knife skills



## **5<sup>th</sup> Grade – AOL Knife Safety**

Pocket and kitchen  
knife safety & skills